

Aerosols

Newsletter of the World
Veterinary Poultry Association



Editor – Nigel Horrox

Contents

President's message	1
50th Anniversary of the Italian branch.....	2
In memory of Prof. Dr Hellmut Woernle	3
Award for Dr Karel Schat	5
BVPA focuses on gut health	6
Congress in Cancun	5
Dr Stephen B. Hitchner	8
80th Fachgespräch über Geflügelkrankheiten	9
Masters of Avian Health	9
Diary of Meetings	12
Australasian News	13
Hungarian Meeting	14
AAP meets with PSA	14
French branch of WVPA.....	14
Houghton Trust Grants	15
New IB in South Africa	15
Temperton Fellowship	15
National Contacts.....	16

President's message

Dear colleagues and friends:

On behalf of the World Veterinary Poultry Association (WVPA) and the Mexican Branch of the WVPA, I am pleased to cordially invite you to attend the 17th Congress of WVPA, which is being held in Cancun, Mexico between 14th and 18th August 2011.

The goal of our Association is to promote education and research aimed at the diagnosis and control of diseases of poultry. This goal has been met regularly by our Association since its inception 52 years ago. The WVPA Congress has been established as a unique forum for sharing and exchanging knowledge among poultry disease specialists, poultry scientists, industry, government and the general public; thus, advancing the scientific knowledge and promoting the continued development of various aspects of poultry science.

Globally, the world of poultry production is changing rapidly too with Europe and North America now having mature industries and the relative importance of the Asian and South American industries increasing all the time! In 2011, we are delighted to host the Congress of WVPA for the first time in Latin America. Our Congresses will have a key role to play in disseminating knowledge from the research and academic communities to our colleagues on 'the front line', wherever in the world that might be!

On behalf of the Executive, may I thank all of you for your trust, your commitment and your generous contributions to the WVPA over the years. With your further support, it is our plan to move our Association forward so that it can even better fulfil its mission to serve the entire WVPA membership worldwide. I thank you for this opportunity and look forward to everyone's participation.

Last, but not least, I would like to thank the Mexican Organising and Scientific Committees who have put together an exciting, comprehensive and high quality scientific program that will span all aspects related to poultry health. Cancun will see changes in your Officers and details of the 'new team' in place will be featured in the next edition of Aerosols, as well as a final message from me as your Past-President.

Finally, I look forward to meeting you all in Mexico for what will be a great conference in a great venue where we can enjoy that great global camaraderie that exists between poultry veterinarians and scientists!

Visit: www.wvpa.net

For more information on the association, membership, grants and awards, publications, meetings and links to related websites

Prof. Dr Hafez M. Hafez
President of WVPA

50th Anniversary of the Italian branch (1961-2011)

This year, the Italian Veterinary Poultry Association (SIPA), the Italian branch of the World Veterinary Poultry Association (WVPA), celebrated its 50th Anniversary during the Annual Congress held in Forlì on 7-8th of April 2011.



Dr Grilli, President of SIPA, delivering the jubilee plate to Prof. Hafez, honourable invited guest and President of WVPA

SIPA was founded in 1961 by three pioneers, Prof. Elio Barboni (University of Perugia, deceased), Prof. Gianluigi Quaglio (University of Bologna) and Dr Mario Petek (Istituto Zoo Profilattico Sperimentale delle Venezie, deceased) in Perugia, Umbria. The first meetings of the Society were held during Varese's poultry fairs and then in Verona.

The location of the annual meetings has always been Forlì during the International Poultry Exposition. After Prof. Barboni, the first President of SIPA, Prof. Gianluigi Quaglio (University of Bologna), Prof. Giancarlo Mandelli (University of Milano), Prof. Silvio Pascucci (Istituto Zoo Profilattico Sperimentale della Lombardia e dell'Emilia), Prof. Vincenzo Papparella (University of Naples, deceased), Prof. Giampaolo Asdrubali (University of Perugia), Prof.

Daniele Gallazzi (University of Milan) and Dr Antonio Lavazza (Istituto Zoo Profilattico Sperimentale della Lombardia e dell'Emilia-Romagna) held the position of president.

Dr Guido Grilli (University of Milan) is the current President and Prof. Antonio Zanella (University of Milan) is honorary President.

Many academic, public and private poultry veterinarians, as well as representatives of sponsor companies and invited guests, such as Prof. Hafez M. Hafez (President of WVPA), participated in the 50th annual meeting. All SIPA members and

invited guests received memorial gifts, such as a brooch and a watch decorated with SIPA's logo, a postcard representing the Old article of E. Perroncito written in 1878 on 'Typhoid Epizootic in Gallinaceous Birds' (first published report of an avian influenza outbreak) and a copy of a magnificent Old Italian book of Avian Pathology entitled 'L'Ornitologia o La Medicina degli uccelli domestici e semidomestici' written in 1880 by S. Rivolta

and P. Delprato, professors at the Veterinary Medicine School in Pisa.

The first day of the annual meeting opened with a conference on the health status of the Italian poultry production sector. Five speakers (Dr A. Moreno, Dr P. Massi, Dr A. Piccirillo, Dr S. Catania and Dr L. Bano) discussed the Italian epidemiological situation during 2010 with regard to infectious bursitis, infectious bronchitis, Marek's disease, mycoplasmosis and clostridiosis.

This conference was followed by a short session of oral communications given by SIPA members and then the annual meeting of the members of the Society was held. During this event, Dr Grilli, President of SIPA, thanked and delivered memorial plates to representatives of the pharmaceutical and poultry breeding companies currently sponsoring SIPA.

During the morning of the second day, there was the Jubilee Conference entitled 'The Italian Society of Avian Pathology: 50 years of history'. The event was opened by Prof. Quaglio (former full professor of avian pathology, University of Bologna); and, with his role in founding the Italian Veterinary Poultry Association and the Avian Pathology teaching at the beginning of the 1960s, he held an exciting lecture on the birth of avian pathology in Italy. Prof. Quaglio's words deeply moved the audience. The next speaker was Prof. Gallazzi (Full professor of Avian Pathology, University of Milan) who discussed the current situation relating to teaching of Avian Pathology at the University Schools of Veterinary Medicine in Italy.

Next, Prof. Pascucci (former director of the Forlì branch of the Istituto Zoo Profilattico Sperimentale della Lombardia e dell'Emilia Romagna) cheered the participants with some considerations on the evolution of virological diagnosis in avian pathology and Prof. Zanella (former professor of Veterinary Virology, University of Milan) followed with a lecture on 'Vaccination to control avian diseases: history and evolution of intervention strategies'.

The Jubilee Conference was concluded by Prof. Hafez who gave an excellent lecture on global poultry health in the past and in the future. The chairman of the event was Prof. Asdrubali (former full professor of avian pathology, University of Perugia). Several



Dr Grilli delivering the jubilee plate to Prof. Quaglio, one of the founders of SIPA and the Avian Pathology teaching in Italy

past presidents of the SIPA were present at the event and each one was thanked and honoured with jubilee plates by the current President.

In the afternoon, a session of oral communications given by SIPA members presenting

the results of their studies on different topics concluded the two day Annual Congress of the Italian Society of Avian Pathology.

Dr Guido Grilli, President
Dr Alessandra Piccirillo, Secretary

In memory of Prof. Dr Hellmut Woernle

Hellmut Woernle passed away on 2nd February 2011 at the age of 87. We are mourning for a highly appreciated friend and a frequently asked for colleague.

Hellmut Woernle was born on 30th July 1923 in Stuttgart, Germany. After school, military service and a short period as a prisoner of war in an US base, Hellmut started to study veterinary medicine in 1946 at the Veterinary Faculty of the University in Giessen, Germany, and finished his studies in 1951. He received his doctoral degree in 1951 from the same faculty. In the same year he entered the Governmental Veterinary Investigation Centre in Stuttgart. In 1953 Hellmut became the head of the poultry health service and was appointed as director of the virological unit.

In 1961 he received a specialised veterinary degree (Fachtierarzt) for bacteriology and serology and in 1973 for poultry diseases.

Dr Woernle was appointed as honorary Professor for Hygiene and Poultry Production at the University of Hohenheim, Germany.

In 1974 he was promoted to the position of governmental veterinary director and in 1979 to the position of a leading governmental veterinary director of the Government Veterinary Investigation Centre.

Hellmut maintained this leading position until his retirement in 1988.

Under his guidance, he developed this centre to an important facility for veterinary medicine. He devoted himself with major enthusiasm to all aspects of veterinary medicine, especially to the control of epidemic diseases and relevant issues of consumer protection.

Hellmut's voluminous scientific activities and professional competence resulted in more than 80 publications and almost the same number of oral presentations within Germany and abroad.

He acted as editor and co-author of several text books. He was constantly able to connect the work of practical veterinary services with scientific aspects and to transfer his experience to the next generation.

Hellmut's research work in the Institute was successfully conducted and finalised together with numerous doctors and guest scientists. In the English speaking world Hellmut was nicknamed 'Doctor gel-diffusion' because he promoted with enthusiasm the agar gel diffusion test for the detection of antiviral antibodies with self-made antigens.

For his indefatigable labour for the veterinary profession, Hellmut received from the country chamber of the state Baden-Württemberg the Nieberle-plaque. In addition, he received for his paramount services in 1992 the state medal in gold of the state of Baden-Württemberg. At the XIII Congress of the World Veterinary Poultry Association in Denver, USA, he was given the Honorary Life Membership. His continuous support of colleagues persisted even after his retirement. He also constantly used his experience for the promotion of the next rising scientific generation.

We, the former colleagues, co-workers, and doctorands – especially the undersigned – are mourning for Hellmut and his family and promise to keep an honourable memory. A human is never forgotten as long as he is present in our hearts.

The poultry section of the German Veterinary Society and the World Veterinary Poultry Association thank Professor Woernle for his professional achievements, his activities in research and teaching and also for his engagements within the large field of veterinary science.

We will keep his memory as a person who was always accessible for all duties. He was tolerant, well caring, warm hearted, reliable, conformable to duties, prudent and also bellicose. It is impossible to describe more accurately his achievements.

Hafez M. Hafez
President of the WVPA
Erhard F. Kaleta
Vice-President of the WVPA



Prof. Dr Hellmut Woernle

BioProteXion
by CID LINES

Increase your benefits by protecting your livestock



VIROCID®

The most powerful disinfectant!

- Recommended in case of emergency disease control (Avian Influenza H5N1, E.Coli, Gumboro)
- Worldwide proven efficacy
 - Salmonella enteritidis
 - Salmonella typhimurium
 - Salmonella hadar
 - Salmonella infantis
 - Salmonella virchow



BioproteXion Box

VIROCID® is part of the BioproteXion Box by CID LINES, a program to ensure food safety on your farm and to increase your benefits.

CID LINES

www.virocid.com

 **BioChek**
SMART VETERINARY DIAGNOSTICS



BioChek are specialists in supplying veterinary diagnostic test kits for Poultry. Reference control samples with known ranges make our test results comparable between different technicians, different kit batches and different laboratories.

For easy data management we supply a comprehensive and user friendly software package running in a Windows environment.

Please contact us for more details:

BioChek BV

www.biochek.com
info@biochek.com

1 STEP FORWARD
IN NEWCASTLE PROTECTION



Get protection for every chicken.


Vectormune®

HVT vector vaccine
for Newcastle Disease
protection

- Homogeneous protection : no interference with Newcastle Disease Maternally Derived Antibodies
- Convenience : hatchery vaccination *in ovo* or day old
- Long lasting protection : based on HVT vaccine
- Safety : aqueous adjuvant and no replication in the respiratory tract



INDUSTRIA S.p.A. 1991 2001 2003

Award for Dr Karel Schat

Twin passions for veterinary research and international development work propelled Dr Karel 'Ton' Schat through a far reaching career in avian virology and immunology. Last October, friends and colleagues surprised Dr Schat with a unique award at the 5th International Workshop on the Molecular Pathogenesis of Marek's Disease Virus in Athens, Georgia. The plaque reads: 'in recognition of outstanding research and contributions to poultry health'.

"This award is very fitting to Ton's scientific career," said Dr Avery August, chair of the Department of Microbiology and Immunology to which Ton belongs after 32 years of teaching and research at the College of Veterinary Medicine. "I believe that it illustrates the esteem with which his colleagues view him and his work in avian health research, particularly his work on Marek's disease. The department is very proud to have someone of this calibre."

A dual degree professor, Ton earned his DVM from the State University in Utrecht, Holland, in 1972, and spent several years exercising his enthusiasm for health research and international development work before earning his PhD from Cornell in 1978.

"I knew I wanted to do projects in international development before going on to graduate school," Ton said, "so during my final year in veterinary school I got a fellowship to spend five months in northern Nigeria researching bacteriological causes of infertility in Fulani cattle. I really enjoyed the work and interacting with the people."

The experience fuelled his international interests, which brought him to Mexico where he met the man who would launch the rest of his career. "The Dutch government hired me to help set up a laboratory in Mexico, researching Marek's disease," recalled Ton. "I took six weeks of Spanish and spent a few months learning how to culture cells and grow viruses. Then off I went."

Dr Schat helped get a new laboratory off the ground, trained Mexican counterparts in basic research skills, and conducted his own research on Marek's disease in chickens. While working in Mexico, Ton met his future mentor, Dr Bruce Calnek, an eminent poultry professor at Cornell studying Marek's disease. "He invited me to join his laboratory at Cornell as a graduate student. When my job in Mexico ended, I came here and I've been based here ever since."

Early in his graduate career, Ton met Dr

Randy Cole, who had a flock of 28-week-old chickens in full production and free of Marek's disease. Ton took blood samples from the birds and discovered within them a new type of Marek's disease virus. He used this to develop the SB-1 vaccine for Marek's disease.

The widespread vaccine continues to prevent disease in countless chickens, ensuring the health of poultry and its consumers.

After making his mark on Marek's disease, Ton has continued avian virology research to this day in the College of Veterinary Medicine Department of Microbiology and Immunology and as faculty unit director for avian facilities and research.

He has maintained a focus in avian virology and, more recently, in chicken infectious anaemia virus. In 2006 Ton began making annual pilgrimages to Australia to study the pathogenesis of avian influenza virus in a specialised high containment disease centre. There he works with a mutated strain of the virus taken from an infected human, in research that could have a direct impact on human health.

The lifetime achievement award joins four other awards given to Ton for his work in poultry health. He and Dr Doug Antczak won the first ever Beecham Award for Research Excellence in 1986, a prestigious award for young investigators in their first six years after post-doctoral work.

That year proved particularly fruitful for Ton, who also won the Upjohn Achievement Award for distinguished contributions in avian medicine. The year after, Ton received another, particularly meaningful award, the Bart Rispens Research Award in recognition of an outstanding research contribution in the field of avian pathology, from the World Veterinary Poultry Association. It was named after Dr Bart Rispens, who first taught Ton about Marek's disease and how to culture viruses. Ton became chair of the award committee the following year.

He later received the Pfizer Award for Excellence in Poultry Research at the 136th Annual Convention of the AVMA in New Orleans, July 1999, and the Merck Award for Achievement in Poultry Science at the 98th Annual meeting of the Poultry Science Association in Auburn, August 2005.

The fifth and latest in this series of awards 'in recognition of outstanding research and contributions to poultry health' honours Ton's legacy of accomplishments in his field.



Dr Karel Schat receiving his award.

Convention in Jerusalem

The 46th Annual Convention of the WPSA Israel Branch was held in Jerusalem on 28-30th March. More than 600 participants attended the convention, plus overseas guests Ricard Ducatelle from Belgium and Bernard Gozlan from France.

The scientific program was divided into nutrition, physiology, breeding, embryology and poultry diseases prevention and control.

Richard Ducatelle from the Faculty of Veterinary Medicine, Gent gave two lectures. One on nutritional factors controlling intestinal immunity and the other on necrotic enteritis, present and future control. Bernard Gozlan spoke on a new breakthrough for poultry producers to manage coccidiosis using plant extracts.

From the State Veterinary Services Dr E. Berman gave a comprehensive talk on Newcastle disease outbreaks in poultry farms during 2010-2011.

IBV is a problem in Israel. Since 2006 most isolations belong to Variant 2 (70% of isolations). The vaccine in use was the isolate IS/1494. The isolates IBV have been collected in the years 2008-2010 with some used in IBV vaccines. To distinguish vaccine from field isolates with sequence analysis was not a problem according to Dr R. Meir, Veterinary Inst. Beit Dagan.

Irit Davidson et al., from Kimron Veterinary Institute, discussed the influence of MDV and CAV on NDV and AIV symptoms and on vaccination efficacy against NDV and IBV. Experimental infection trials were conducted on SPF chicks grown in isolators and infected with each respiratory virus and with MDV, CAV or both and then surveyed weekly for 45 days.

MDV and/or CAV co-infection caused deterioration of growth parameters, several parameters for pathogenicity were intensified and the vaccination efficacy decreased.

An interesting finding regarding AIV H9N2 was that it changed its pathogenicity pattern in multiple infection with MDV and/or CAV.

The study demonstrated that the severity of respiratory diseases is multi-factorial, and that co-infecting immunosuppressive pathogens may enhance the probability of a more severe respiratory disease.

A. Lublin et al. discussed diseases in wild birds. About 1000 samples (a sample is one bird or more) were tested. 40 outbreaks of velogenic (virulent) Newcastle were detected, most of them (about 65%) in pigeons, the rest in raptors and others.

Almost 20 outbreaks of avian influenza were identified, most of them in passerines and raptors. About 600 samples were tested, 270 for *Chlamydomphila psittaci*, that is prevalence of about 3%. Salmonella isolates belonged to serotype B most of them from dead birds, few belonged to serotype C.

Dr R. Meir et al. of the Kimron Veterinary Institute discussed infectious bronchitis viruses. After years of exclusive use of a vaccine strain of the Massachusetts serotype (H120), five new commercial vaccines were introduced to the Israeli poultry industry; two imported, and one based on a local isolate of the 793/B serotype, and two vaccines based on different Variant 2 isolates.

For the past four years variant 2-like viruses are most frequently isolated from IB outbreaks (about 70% of isolates).

Introduction of the new vaccines brought about the need to distinguish between field isolates and vaccine strains of type Variant 2 (IS/223/96, and IS/1494/06).

Sequence data of the S1 gene suggest that despite the high homology, it may be possible to distinguish between field isolates and the homologous vaccine strain.

**Dr Rachel Bock,
Corresponding secretary
of the Israel Branch**

Congress in Cancun

The forthcoming XVIIth Congress of WVPA will be held in Cancun, Mexico on 14-18th August 2011 and all the signs are that a great experience awaits us in Cancun.

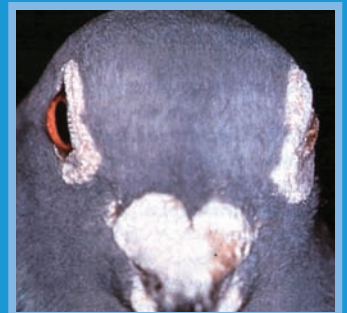
Keynote speakers include Richard Ducatelle, Trudy Wassenaar, Michael Hess, Lisa K. Nolan, Kirk, C. Klasing, H. John Barnes, Ken Powell, Silke Rautenschlein, Alejandro Garcia, Erica Spackman, Claire Knott, Carlos Augusto Mallmann, and Randall S Singer and details of these speakers and their papers can be viewed at www.wvpc2011cancun.org.

Workshops on mycotoxins, food safety and antimicrobials and avian influenza will be held and sessions in the programme include ones on avian influenza, mycotoxins, viruses, bacterial diseases, vaccines, vitamins and minerals, pathology and diagnosis and food safety.

In addition, there will be a strong social programme. For full details please refer to the website referred to above.



Torticollis in a pigeon due to PMV1 or PPMV1



One-eye disease (*Chlamydomphila psittaci*) in a pigeon

H5N1 in a Harrier

A *Circus aeruginosus*, a migratory bird of prey, was found positive to H5N1. The bird died in the Safari Veterinary Hospital, Ramat Gan, Israel. This is the first time a wild bird has been found positive to HPAI in Israel.




Dr Stephen B. Hitchner


Dr Stephen B. Hitchner, noted avian pathologist, died 1st January, 2011 at his home in Salisbury, Maryland, USA. He was 94.

Dr Hitchner was well known in the veterinary profession for his discovery in 1947 of a strain of the Newcastle disease virus that resulted in a vaccine protecting poultry flocks from Newcastle epidemics.

Stephen was born the son of a tenant farmer in Daretown, a small community in southern New Jersey, on 4th February, 1916. After attending the Daretown grammar school and Woodstown High, graduating in 1933, Stephen helped his father farm until 1936 but eventually craved greater independence. Urged by his older brother, Ralph, he enrolled at Rutgers University, where he lived in



Dr Stephen B. Hitchner at work in 1947 (above) and 1948 (below).



the University's Poultry Building and earned his way through school. He later described it this way:

"Financing my education was entirely up to me because the family had no resources to spare. I was able to get an \$80 scholarship which covered tuition. My life's savings from picking up potatoes at 2 cents a basket, \$10 from muskrat hides trapped from the marsh, the poultry and potato projects, and other miscellaneous earnings amounted to \$125. Esther (one of his three sisters) took me to

South Street in Philadelphia to get me outfitted. These were the discount stores of the depression era.

To work your way through agricultural college was an accepted practice during that period, and that was the way I expected to get through.

The college provided a number of opportunities. One that I took advantage of was a 20' x 24' laying house provided for students to maintain a chicken flock while going to school.

I was awarded the use of one of these houses, and raised a flock of 120 leghorn pullets to take to college with me. In addition, there were rooms in the attic of some of the

Ag buildings to which students were assigned living quarters in exchange for 72 hours of labour during the year. I was awarded one of the rooms in the top of the Poultry Building along with two other freshmen."

Stephen somehow found time to earn several academic honours, sing in Glee Club, play trombone in the marching band, judge dairy cattle and to play 150lb football for two years and lacrosse for four.

Despite lacrosse being a new sport to the farm boy, Steve was named twice to the All-American second team. He also attracted the attentions of a co-ed at the neighbouring New Jersey College for Women, Mariana White.

Encouraged by a Rutgers professor, Stephen enrolled in the University of Pennsylvania Veterinary School. On 27th March, 1943, a week before graduation and immediate induction into the US Army, he married Miss White in Cape May Court House, NJ. For three years Dr Hitchner served in the US Army Veterinary Corp, attaining the rank of captain while pursuing various research in bat caves of Mexico and other locales.

As he later remembered: "Although it was never thoroughly explained to me, I deduced that the primary reason for our assignment was that the War Department was concerned about the possibility that biological warfare would be used against the US. Our mission was to identify the diseases currently present in these countries so that if new diseases were introduced as avenues for infecting the US they could be readily recognised."

Freed from military service, Dr Hitchner re-entered academia for six years as a lecturer and research scientist, first in the Department of Veterinary Science at Virginia Polytechnic University in Blacksburg and next in a comparable department at the University of Massachusetts in Amherst.

During this early career he earned distinction by developing a vaccine to protect poultry against Newcastle disease, an avian flu decimating commercial flocks. He openly described the discovery as an 'accident' and later advised his grandchildren: 'if they keep their eyes and ears open, and the wheels in their brain churning, they too may make an unexpected discovery purely by accident when looking for something else'.

With that discovery as a springboard, he was recruited to a commercial vaccine producer, American Scientific Labs in Madison, WI. For seven years in Wisconsin, he devel-

oped his career, raised his young family with Mariana, and operated a small poultry farm.

In 1960, Stephen and two colleagues from ASL joined a new start-up poultry vaccine producer, L&M Laboratory, on Maryland's Eastern Shore. The business flourished as Maryland's poultry business grew, attracting purchase by Abbott Labs, the large pharmaceutical company.

When Abbott moved the founding scientists to its headquarters in Waukegan, Illinois, Dr Hitchner found large corporate life not to his liking. After one year, he accepted an offer from Cornell University to be chairman of its department of avian diseases in its College of Veterinary Medicine.

He moved the family to Ithaca, NY, where he served in that department for 15 years, continuing research and teaching an international cast of students, until retirement in 1981. Retired and the five children grown, Stephen and Mariana chose to return to Maryland's Eastern Shore, building a house

near the small, historic college town of Chestertown. There for 15 years, they enjoyed the bay and its bird life, tended their garden, attended classes, helped found a Unitarian fellowship and served as quiet, steady models of integrity, intellectual independence, and self-reliance.

During this period, Stephen volunteered on several international trips as a consulting veterinarian for aid organisations. When maintaining a house became difficult in 2000, Stephen and Mariana followed friends who had moved to Mallard Landing, a senior living community in Salisbury, Maryland.

Dr Hitchner was known to be modest and tolerant. He described himself as a 'country reared person who tries to apply a little horse sense to the world'.

Stephen is survived by Mariana, his wife of 67 years; his children Roger, Sarabelle, Thomas, and Robert; a sister Eva; and eight grandchildren. Stephen, Jr., his eldest and a Rhodes Scholar, died of cancer in 1991.

80th 'Fachgespräch über Geflügelkrankheiten'

On May 12th and 13th, the 80th 'Fachgespräch über Geflügelkrankheiten' was celebrated in Hannover, Germany (Hannover Poultry Diseases Seminar).

This kind of meeting was organised for the first time in 1967 by Prof. Dr Otfried Siegmann, Head of the Clinic for Poultry at the University of Veterinary Medicine, Hannover.

Due to extreme changes in the poultry industry in Germany at that time, and subsequent new tasks for the veterinarians, he initiated a networking meeting for collaboration between research and practice by inviting colleagues from both groups to a dialogue in partnership.

At this first 'expert talk' it was decided to meet twice a year, to fix the topics by the participants for the next meeting at the end of the previous one and to discuss these topics after an introductory short presentation, which should not only include secure but also preliminary results and critical points.

In addition, 'News from the field' became a permanent item of the agenda. With increasing interest the seminars in Hannover changed from the round table discussion forum with about 12 invited guests to an open meeting to every poultry veterinarian not only from practice and research, but also

from legislation and pharmaceutical and vaccine production.

In 1979 the 'Fachgespräch' became the official expert training seminar of the German Veterinary Association/German Branch of the WVPA for poultry veterinarians.

After the retirement of Prof. Siegmann in 1992, the new head of the Clinic for Poultry in Hannover, Prof. Dr Ulrich Neumann, assumed the organisation of the meetings, but the concept remained the same.

The 80th 'Fachgespräch über Geflügelkrankheiten' was not only an anniversary but, with the transfer of the organisation to Prof. Dr Silke Rautenschlein, also the beginning of a new era.

The main topic of this meeting was campylobacter infections in poultry which attracted more than 130 poultry veterinarians from Germany, Austria, Switzerland and The Netherlands.

Dr Ursula Heffels-Redmann
German Branch of WVPA



The initiator of the 'Fachgespräch über Geflügelkrankheiten', Prof. Dr Otfried Siegmann (on the left), and his successors Prof. Dr Ulrich Neumann (on the right) and Prof. Dr Silke Rautenschlein (in the middle).

Naturally ahead

Biomim

Mycotoxins: serious immunosuppressants

Mycotoxins are poisons produced by moulds which occur frequently in a variety of feedstuffs. The high frequency of occurrence along with the concentrations at which they occur suggest that mycotoxins are routinely consumed by animals, causing subclinical symptoms that subsequently result in impaired health status of the animals followed by decreased production.

While growth retardation and reduced productivity are of economic importance, the intrinsic activity of many mycotoxins on the immune system of animals is of increased concern. The presence of moderate to low amounts of mycotoxins in daily feed rations increases the susceptibility of animals to viral, bacterial and parasitic diseases (Bondy and Pestka, 2000). The increased susceptibility requires increased therapeutic intervention with antibiotics and antiparasitic drugs, which in turn elevates the cost for animal health care and the use of anti-infective agents, particularly antibiotics, with concomitant increase in the risk of induction and spread of antimicrobial resistance.

The immunosuppressive effect of mycotoxins may also result in incomplete protection of poultry against viral diseases following vaccination, as antibody formation is impaired. Many diseases are incorrectly diagnosed due to immunosuppression caused by low levels of mycotoxins in feed and antibiotic as therapeutics do not perform even if used at higher dosage or for longer periods.

Transference of antibodies from breeding animals to offspring is impaired. Varga and Vanyi (1992) found out that T-2 toxin increased the pathogenic effect of a coccidial infection and consequently it was concluded that contamination of feed with mycotoxins may be one of the factors resulting in outbreaks of coccidiosis in broiler houses using active anticoccidials.

Kumar et al., (2003) concluded that the concomitant effect of E. coli and ochratoxin A in broiler diets was so strong and detrimental

for the birds that antibiotic therapy could become effective only after a change of diet.

Antimicrobials have been used for more than 50 years to enhance growth performance and to prevent disease in livestock feeding environments (Gustafson and Bowen, 1997). There is growing concern about the potential of antimicrobials in livestock diets to contribute to the growing list of antibiotic-resistant human pathogens (Corpet, 1996; Williams and Heymann, 1998).

Although the use of antimicrobials for growth promotion in livestock diets is still allowed in the United States, most countries in Europe are implementing strict guidelines and regulations for the use of dietary antimicrobials (Regulation (EC), 2003). In the event that restrictions are placed upon the use of antimicrobials in commercial poultry feeding operations, many animal scientists have begun to investigate natural alternatives to conventional chemotherapeutic agents.

The use of antibiotics in farming operations (therapeutic use) clearly leads to the development of antibiotic-resistant pathogens.

This causes problems when those antibiotic-resistant pathogens get into people. That is why a feed additive was developed for its positive effect on health and immune status of animals exposed to mycotoxins.

There is increasing reluctance to rely upon therapeutic solutions in animal health using drugs and medicines. Consequently nutrition is being more widely used as a practical solution to maintaining animal health.

The Mycofix product line represents a specially developed feed additive that protects animal health by combining adsorption and biotransformation of mycotoxins. By effective elimination of mycotoxins it supports the immune system and increases the effectiveness of anti-infective agents inside the animal. ■

www.mycotoxins.info



www.biomin.net
mycotoxins@biomin.net

**MS-H
ts-11**

Mycoplasma Solutions from Down Under
www.bioproperties.com.au

Precision pays in healthcare

A comprehensive range of water solubles, feed granules and medicated premixes

Tilmovet® (tilmicosin)
Pharmasin® (tylosin)
Hydrodoxx® (doxycycline)

Huvepharma is a state-of-the-art european producer of animal health products. Our aim: surprise the market with the highest quality veterinary products at the best conditions. Discover our new water solubles, feed granules and medicated premixes. They cover a wide spectrum of respiratory and gastro-intestinal diseases in pigs and poultry. Use of the medicines should always be sought from a qualified medicine prescriber.

Certified European producer of POM-V pharmaceuticals
Enjoy more on: www.huvepharma.com

HUVEPHARMA AD
33 JAMES BOUCHER BLVD.
1407 SOFIA • BULGARIA
P +359 2 862 5331
F +359 2 862 5334
SALES@HUVEPHARMA.COM
Use Medicines Responsibly: www.noah.co.uk/responsible

HUVEPHARMA N.V.
UTBREIDINGSSTRAAT 80
2600 ANTWERP • BELGIUM
P +32 3 288 1849
F +32 3 289 7845
CUSTOMERSERVICE@HUVEPHARMA.COM

HUVEPHARMA®

Masters of Avian Health

The need for educational development often seems like a luxury that must be postponed to many poultry specialists. Many accredited degree and advancement programs require full-time attendance and participation, which for those already in the profession, usually means having to choose between a current job and a career boosting opportunity.

Luckily, a small group of established veterinarians saw this dilemma and developed the Masters of Avian Health and Medicine degree program, an online program recognised by the American College of Poultry Veterinarians (ACPV) and coordinated by professors from both the University of Melbourne (UoM) in Australia and University of Georgia (UGA) in the United States.

Avian Health Online (AHO) was developed for working professionals to expand their knowledge and be a more valuable asset to their company or institution. Students have the option of obtaining a Post Graduate Certificate in one year or continuing for a Master's degree in three. However, although the course is conducted entirely online and geared toward working professionals, it should not be taken lightly.

Student profile: Dr Elena Behnke

Dr Elena Behnke is a veterinary director at the Georgia Poultry Laboratory in Oakwood, Georgia, USA, and one unit (semester) away from earning a Master's degree in Avian Medicine through AHO.

She is an enthusiastic student who heard about the course through co-workers and decided to check out the website; with four month units (rather than semesters) and two month breaks in between, the program seemed to fit in with her full-time working schedule. As one of the 'pioneers' of the course, she was more than happy to talk about her experience.

She says what initially attracted her to the course was the ability to work full-time; in today's economy where companies are tightening their budgets, leaving a job and hoping to find another later was not a good option.

As she looked further into it, she became excited that she would be working with not only professors at the Poultry Diagnostic and Research Center at UGA, who work closely with her laboratory, but also a stellar group of international experts.

The first two units were easier to manage, having to spend an average of only around 10-15 hours a week on coursework. As the course progressed, so did the difficulty level, increasing the average time spent per week to 30-40 hours. Even though she has to carefully divide her time between work and education, the results were worth it. In fact, time management became the biggest obstacle. With units being taught by professors and specialists from all over the world, international time differences can become an issue. AHO students have to always plan ahead and be as flexible as their schedule permits.

However, she saw a completely different side when asked to work with other students.

When completing Unit 2, which concentrated on poultry diseases, students were placed in groups and given assignments. At first wary of having to coordinate with other people in different time zones that she had never met, she later decided that it was one of the best parts of the whole program.

The other students were just as zealous as she was about gaining expertise, and she loved bouncing off ideas, hearing a completely new perspective, and gaining new contacts.

The issue of time was not so much of a problem when dealing with other students as they were just as eager to successfully complete their work. "It's funny – what I thought would be the most frustrating part was actually the thing I enjoyed the most."

Elena immediately says yes when asked if she would recommend this program to prospective students. As with any online course, students must be self-motivated and keep on top of assignments, making sure they understand the material as they proceed.

Just from course content, she says she feels that she is growing professionally and understanding more about both the science and the industry itself and feels much better prepared to take the exam for ACPV certification, a major goal of the program.

After she finishes with a new Master's degree and three years' worth of post graduate training, she expects to see some benefits from her hard work in her current job position. Getting a career boost plus the comfort of having extensive knowledge of your profession, AHO is an excellent choice for poultry specialists looking to expand their horizons.

Ashley Ryner Moody



Dr Elena Behnke



Your officers would greatly appreciate any feedback on WVPA and its activities.

Please send your feedback to any of the four officers highlighted on page 16 using the emails cited there.

Diary of meetings 2011

August

14-18 – **XVIIth Congress of WVPA**, Cancun, Mexico
Contact: www.wvpc2011cancun.org

30-31 – **Incubation and Fertility Research Group**, Ede, The Netherlands
Contact: www.ifrg.org

31 August-3 September – **5th Workshop on Fundamental Physiology and Perinatal Development in Poultry**, Wageningen, the Netherlands
Contact: www.pdpworkshop2011.com

September

4-7 – **XX European Symposium on the Quality of Poultry and Poultry Meat and XIV European Symposium on the Quality of Eggs and Egg Products**, Leipzig, Germany
Contact: www.wpsa.com

6-9 – **XXII Congreso Latinoamericano De Avicultura**, Buenos Aires, Argentina
Contact: www.avicultura2011.com

7-9 – **30th WPSA Poultry Science Symposium – Alternative Systems for Poultry Production**, Glasgow, UK
Contact: www.wpsa-uk.com

22-24 – **VIV China**, Beijing, China
Contact: www.viv.net

October

4-6 – **Livestock Asia**, Kuala Lumpur, Malaysia
Contact: www.ambexpo.com

5-7 – **7th European Symposium on Poultry Genetics**, Edinburgh, Scotland
Contact: paul.hocking@roslin.ed.ac.uk

31-4 November – **18th European Symposium on Poultry Nutrition**, Cesme, Izmir, Turkey
Contact: www.espn2011.org



Productivity through health & nutrition

Asia's leading independent technical conference for the poultry sector

8-10th February 2012

Queen Sirikit National Convention Center
Bangkok, Thailand

Focusing on
Health, breeding, nutrition
and management

Book now to secure your
early bird discount

palmpositive@yahoo.com
jaruwan.cha@qsncc.com

www.positiveaction.co.uk
www.nccexhibition.com



VIV Worldwide
Calendar
2012 - 2014

VIV/Ildex India 2012 February 22 - 24, 2012
Bangalore, India

VIV China 2012 September 23 - 25, 2012
Beijing, China

FIGAP/VIV América Latina 2012 October 17 - 19, 2012
Guadalajara, Mexico

VIV Asia 2013 March 13 - 15, 2013
Bangkok, Thailand

VIV Russia 2013 May 28 - 30, 2013
Moscow, Russia

VIV Turkey 2013 June 13 - 15, 2013
Istanbul, Turkey

VIV Europe 2014 May 20 - 23, 2014
Utrecht, the Netherlands

www.viv.net

Australasian News

After some 10 years of El Nino-induced droughts that have ravaged our agricultural communities, since September 2010 we have had the most severe flooding in the history of the country! The southern state of Victoria had a 90 x 40km lake of floodwater which inundated more than 40 cities and towns, while flowing majestically down the centre of state at a glacial pace, as well as at times having massive bushfires raging only 400km to the west!

Then, on 22nd February this year, Christchurch in New Zealand was subjected to a shattering earthquake – the second within six months.

The extreme weather in Australia has affected our winter grain crops which are harvested in November and December. Most of the 25 million tonne wheat crop has been weather damaged leading to the spectre of mycotoxin contamination of feed supplies looming. Feed mills are carefully inspecting all deliveries and many are being rejected for possible mycotoxins. Our poultry feed is based on wheat and sorghum as Australia does not usually have the rainfall for growing corn.

Although we currently have cheaper wheat, we are watching uneasily as grain prices climb all around the globe. Despite these problems however, the poultry industry is booming.

Chicken meat consumption continues to climb rapidly every year and is now around 38kg/capita.

Our egg industry has done a brilliant job of rehabilitating the reputation of eggs, having obtained the Heart Foundation 'tick of approval', which tells the consumer there is no risk to the heart by eating eggs. This explodes the myth that eggs contain cholesterol in quantities that are a risk to humans. As a result egg production per capita is climbing.

The AVPA held their first scientific meeting in Sydney in February.

It was an excellent meeting and broke new ground with a session just on listeria. Because listeria is a food pathogen restricted in significance to cooked product it is generally not on the radar of veterinarians who work in livestock, in the wet areas of processing plants and the kitchens producing the cooked products.

Volumes of pre-cooked chicken products are growing rapidly in the Australian market and so listeria has to become a matter of greater concern to us all. What a difficult organism!

It tolerates high salt levels, low oxygen and can grow as low as -2°C. It looks as though someone designed a bacterium for no other purpose than to make long shelf life cooked product a danger to the consumer! With a mortality rate in infected humans of about 30% it cannot be ignored!

Another session was on salmonella in table egg layers. Our chicken meat industry is doing a great job in tackling salmonella and we have achieved huge reductions in the volume of contaminated product going out into the market.

Unfortunately, however, the number of human illness outbreaks traceable to eggs is climbing steadily. *S. enteritidis* is not an issue in our egg industry – the major pathogen is *S. typhimurium*.

The discussion was spirited. Our layer industry feeds unheated mash so feed remains a risk and, once established, the multi-age nature of the egg farms means *S. typhimurium* is hard to eradicate.

We believe the only long term solution will be vaccination of replacement pullets which will significantly reduce shedding once in production. We are seeing more layers on the ground which increases the salmonella risk dramatically.

We were most fortunate to also have Prof. John Glisson from the University of Georgia's Poultry Diseases Research Centre as a guest speaker at this meeting. He was invaluable to the discussion on ILT.

Matters are not helped by the limitation of vaccines here to CEO products, all of which almost inevitably have subpopulations of more virulent virus contaminating the seeds. We had a lengthy and spirited discussion but no immediate solution to our ILT problems is at hand.

Dr Joanne Devlin, a researcher from Melbourne University reported progress on a novel ILT virus with great potential for a new vaccine in a few years.

We had a good presentation on research of a DNA typing to replace the old Heddleston system for typing *Pasteurella multocida* as well as talks on both FC case studies and current vaccines.

We will be having another scientific meeting early in November, in Melbourne. International visitors will be made most welcome!

Ben Wells, President
Trevor Bagust, WVPA Bureau Member



From around the world

Hungarian meeting

The Mycotoxin Meeting of the Hungarian Veterinary Poultry Association was held on the 10th of March 2011.

The quantity of precipitation was very high in 2010 and annual rainfall was 3-4 times higher than the average in some regions of Hungary.

Veterinary diagnostic institutes reported an increase in the number of cases in which feed toxicosis was suspected. This current problem was discussed at the meeting and four presentations were given:

- Clinical pathology of major mycotoxicoses in poultry (published data and current investigations).
- Mycotoxins in grain, the quality controller's perspective.
- Possibilities of decreasing mycotoxin contamination of fodder plants and feed.
- Mycotoxin control at a feed manufacturer group.

Many comments and questions showed that the damage caused by mycotoxins and their control is a serious problem. The meeting was a success and the comprehensive talks were followed by lively debates between the 60 active participants.

The annual Derzsy Days meeting was held on 2-3rd June, 2011.

Dr László Kőrösi
Secretary of the Hungarian Branch

AAAP meets with PSA

The American Association of Avian Pathologist and the Poultry Science Association will meet jointly for the first time this summer at the 2011 Annual Meeting in St. Louis.

This event will be held in conjunction with the 148th AVMA Convention from 16-19th July at the America's Center, St. Louis, Missouri, USA.

The Scientific Program will have six simultaneous sessions.

There will be 271 posters, 403 scientific papers and the joint symposium entitled 'A crystal ball look into the future of . . .'

In addition to the Scientific Program, AAAP and the PSA will meet together for an opening session and reception on Saturday, 16th July, an ice cream social on Sunday, 17th July and a wine and cheese reception in the Poster Room on Monday, 18th July.

AAAP will continue with traditional Annual Meeting events as well, with the Awards Luncheon on Sunday 17th July and the History Lecture and Business Meeting on Monday 18th July.

Janice Bevans-Kerr
Director of Member Services

French branch of WVPA

After organising a well attended coronavirus workshop in October 2010 (see previous issue of *Aerosols*), the French branch of WVPA contributed to the organisation of the IXth edition of 'Journées de la Recherche Avicole' (JRA, 29-30 March 2011), together with the other co-organising institutes Anses, INRA, ITAVI and WPSA.

JRA, a two yearly well established meeting at both the national and international level, is a good opportunity to exchange with poultry scientists and professionals on all aspects of poultry science and production (economics, genetics, physiology, feed and nutrition, food hygiene and pathology).

This meeting was a striking success and brought together a record attendance of 425 scientists originating from 16 countries.

A partner of JRA since its first edition, the French branch of WVPA helped for the second time making the meeting more international, by financially supporting part of the French-to-English simultaneous translation which is much appreciated by non-French-speaking attendees.

The President of the French branch chaired the session on poultry diseases, with keynote lectures on the genetic resistance to diseases and on poultry colibacillosis.

This was followed by four selected oral communications on the therapeutic use of *E. coli* vaccines in layers, on the impact of treatments on the antimicrobial resistance of the digestive flora of chicken, on the genetics of populations of red mites in layers and on the experimental assessment of the horizontal transmission of low pathogenic H5 influenza viruses in ducks.

The latter presentation by Dr Jean-Paul Picault (Anses-Ploufragan) was awarded the prize for the best pathology-related communication by a jury from the French branch bureau. This prize was presented for the seventh time by the French branch.

It comes with €750 financial support, for a



Dr László Kőrösi

young scientist of the awarded team to travel abroad for a poultry science related meeting or a training period.

The Annual General Meeting of the French branch of WVPA was held in Ploufragan, France on the 9th June, 2011.

Contacts for the French branch:
President: nicolas.etteradossi@anses.fr

Secretary-treasurer:
sophie.lebouquin-leneveu@anses.fr

Houghton Trust grants

The Houghton Trust uses part of the income it receives as royalties from sales of the journal *Avian Pathology* to award travel grants to young researchers, under the age of 35, and working in the field of avian diseases.

These grants are awarded to enable suitable candidates to attend conferences or short periods of relevant training in countries other than their own.

Applications are considered three times a year (in February, June and November) and applications must be made on the official form, which can be downloaded from the Houghton Trust website (www.houghton-trust.org.uk).

Applications are then considered by the Grants Subcommittee.

It is common to receive more applications than we are able to support, particularly in advance of international symposia or workshops focused on major diseases, and therefore applicants who will be presenting their work at the meeting they wish to attend will be looked upon more favourably.

It is rare that we are able to offer the total amount requested and applicants should have the written support of their supervisor and also provide evidence that they have tried to find some funding elsewhere.

In recent years, we have supported young scientists from many European countries, Iran, the Indian subcontinent and USA, but we do not receive many applications from some major parts of the world, such as the Far East and Latin America, and we would like to encourage applications from these areas in order to achieve a truly global representation.

In the past a number of the students who have received Houghton Trust travel grants have made useful contacts at the Congress they have attended.

This has sometimes led to fruitful research cooperations or to the offer of interesting research positions in well recognised laboratories.

We are always pleased to hear of such examples of the benefits to young researchers of Houghton Trust travel grants.

Jane K A Cook,
Secretary, Houghton Trust.

New IB in South Africa

The Poultry Group of the South African Veterinary Association recently held its latest meeting in Johannesburg during the region's premier poultry show – AviAfrica.

Over 40 members attended what was a very interesting and informative meeting in which members were updated on an apparently new strain of infectious bronchitis which is causing problems in broilers.

Typically this infection affects performance by taking some 250g off the processing weight and causes mortality which has been as high as 16% on farms that typically have a mortality of 4% or less.


Typical post mortem findings were the presence of tracheal plugs and severe kidney damage. The virus is a TC07 strain and in recent years the country has also experienced 793-like and China QX-like viruses. The first isolation of the 'new' virus has recently occurred and control will hopefully centre around a killed autogenous vaccine that will be given to parents to boost maternal antibodies and injected into day olds.

This approach has worked well previously both for this disease and Newcastle disease in South Africa where most broilers are processed at a relatively young age.

This branch of WVPA is chaired by Greg Cilliers and has a good membership mix with members coming from practice/consultancy, academia, government, poultry companies and ancillary industries. The branch has a good track record when it comes to attending WVPA Congresses and its members are looking forward to attending the Cancun conference in August.

Temperton Fellowship

Our Editor, Nigel Horrox, has just been awarded the 20th Temperton Fellowship for Poultry Research and is only the second veterinarian to receive this prestigious award, the other being Olaf Swarbrick in 1995.



National contacts for WVPA

Country	Contact	Email
Argentina	Dr Celina Buscaglia	celinabuscaglia@gmail.com
Australia	Dr Trevor Bagust	trevorjb@unimelb.edu.au
Austria	Prof. Dr Michael Hess	michael.hess@vu-wien.ac.at
Bangladesh	Dr Rafiqul Islam	mrislam_bau@yahoo.com
Belgium	Monita Vereecken	monita.vereecken@huvepharma.com
Canada	Dr Bruce Hunter	bhunter@ovc.uoguelph.ca
China	Prof. Dr Cui Zizhong	zzcui@sdau.edu.cn
Croatia	Dr Zeljko Gottstein	gottstei@vef.hr
Czech. Repub.	Dr Karel Kovarik	karel.kovarik@agroweb.cz
Denmark	Dr Soren Astrup	soa@vfl.dk
Egypt	Prof. Dr A. Sami Ahmed	evpa@mipco-eg.com
France	Dr Nicolas Eterradosi	n.eterradosi@afssa.fr
Germany	Prof. Dr Hafez M. Hafez	hafez.mohamed@vetmed.fu-berlin.de
Great Britain	Dr Nigel Horrox	neh@northernhygiene.co.uk
Greece	Dr Ioanna Georgopoulou	ioannag@vet.auth.gr
Hungary	Dr László Körösi	lkorosi@t-email.hu
India	Dr M. V. Joshi	joshimadan29@rediffmail.com
Iran	Dr Mehdi Mirsalimi	info@ccorg.com
Israel	Dr Rachel Bock	rachelru@012.net.il
Italy	Dr Guido Grilli	guido.grilli@unimi.it
Japan	Prof. Dr. Koichi Otsuki	kotsuki@muses.tottori-u.ac.jp
Libya	Dr Soleman Al-Garib	s.algarib@vetmed.edu.ly
Macedonia	Prof. Dr Aleksandar Dodovski	adodovski@fvm.ukim.edu.mk
Mexico	Dr Ricardo Salado	ricardosalado@hotmail.com
Morocco	Dr Mohamed Mouahid	mohamedmouahid@gmail.com
Netherlands	Dr Wouter Steenhuisen	wouter@poultryconsult.com
Poland	Dr Zenon Minta	zminta@piwet.pulawy.pl
Russia	Dr Victor Irza	irza@arriah.ru, virza@yandex.ru
Serbia	Dr Radmila Resanovic	radar@vet.bg.ac.yu
Slovenia	Dr Olga Zorman Rojs	olga.zorman-rojs@vf.uni-lj.si
Slovakia	Dr Jozef Kalus	jkalus@nexta.sk
South Africa	Prof. Neil Duncan	neil.duncan@up.ac.za
Sweden	Dr Desiree Jansson	desiree.jansson@sva.se
Switzerland	Dr Richard Hoop	rhop@vetbakt.unizh.ch
Tunisia	Dr Abdeljelil Ghram	abdeljelil.ghram@pasteur.rns.tn
Turkey	Prof. Dr Ahmet Ergün	ahmet.ergun@veterinary.ankara.edu.tr
USA	Dr Charles Hofacre	aaap@aaap.info

For countries not listed above contact should be made with the secretary of the WVPA at:
ursula.heffels-redmann@vetmed.uni-giessen.de

Your officers



PRESIDENT
Prof. Hafez. M. Hafez
 University of Berlin, Germany
 Email: hafez@vetmed.fu-berlin.de



VICE PRESIDENT
Prof. Trevor Bagust
 University of Melbourne, Australia
 Email: trevorjb@unimelb.edu.au



VICE PRESIDENT
Prof. Erhard Kaleta
 University of Giessen, Germany
 Email: erhard.f.kaleta@vetmed.uni-giessen.de



SECRETARY - TREASURER
Dr Ursula Heffels-Redmann
 University of Giessen, Germany
 Email: ursula.heffels-redmann@vetmed.uni-giessen.de